





## Women's Premium-T Longsleeve


4098

 S-XXXL

 100 % Cotton

 180 g/m<sup>2</sup>

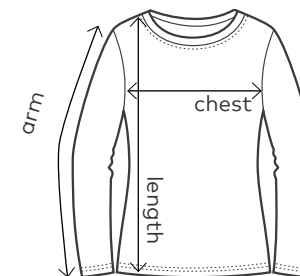
 60°

 Regular Fit



Classic single jersey longsleeve T-Shirt with elastane in small rib neckline, produced of long staple combed cotton, the particularly fine surface is highly suitable for any kind of textile finishing. The longsleeve T-Shirt is made with side seams.

- |  |  |   |
|--|--|---|
|  white      |  black    |  sports grey |
|  steel gray |  charcoal |  fire red    |
|  royal      |  navy     |  forest      |



	chest	length	arm
<b>S</b>	43	62	61
<b>M</b>	46	64	62
<b>L</b>	49	66	63
<b>XL</b>	53	68	64
<b>XXL</b>	57	70	65
<b>3 XL</b>	62	72	66

Sizes and weights +/-5%. Subject to amendment.

